




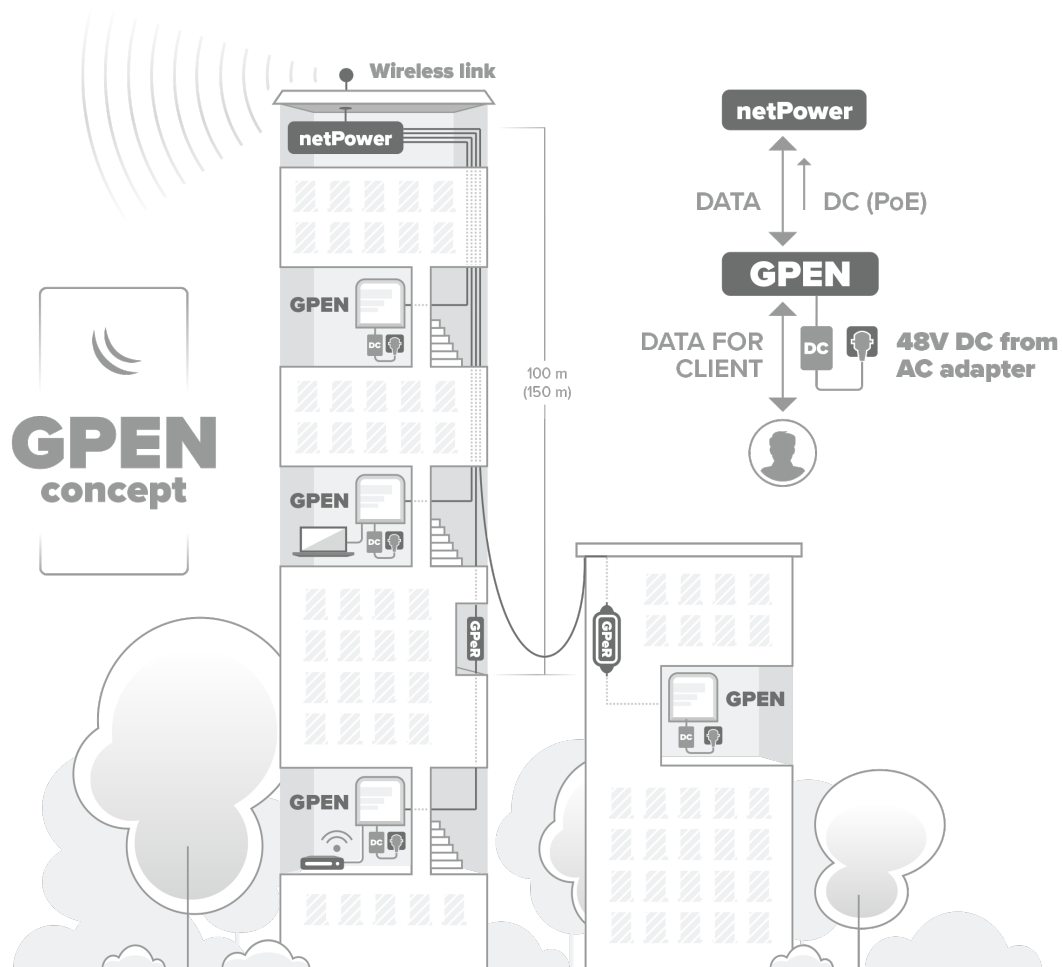
MikroTik



---

## **GPEN (Gigabit Passive Ethernet Network) Concept**

Cut costs, not speed – forget about the expensive GPON!  
This is the cheapest way for any ISP to deliver high-speed internet to individual apartments.



MikroTik GPEN concept can replace any existing or future GPON solution. It provides all the benefits of GPON, but utilizes well-proven, simple and inexpensive Ethernet solutions.

**GPEN doesn't require expensive GPON OLT equipment in your server rooms, just a regular switch port!**

Similar to GPON, GPEN solution will require clients to provide power, but instead of powering GPON's ONT device, power will be used for extending the Ethernet cable (with our GPeR devices) and powering the netPower device. That is the GPEN analogue of GPON Passive optical splitters – netPower provides additional functionality and possibilities.

And the best part of this technology – it give you all the flexibility for a fraction of the price. You can connect netPower to your server room by Ethernet, Active optical line or use it to power one end of point-to-point backbone wireless link. GPEN – the evolution of GPON done right!

## GPEN11

The GPEN11 is a power injector that can power your uplink devices via PoE. It is part of the GPEN (Gigabit Passive Ethernet Network) concept, which aims to replace GPON installations with lower cost and more easy to deploy Ethernet alternative.

*It also has a designated space for an ISP sticker on the front. Sticker size: 66 x 25 mm (2,5 x 1 Inches).*



GPEN11 can be mounted inside customer premises, next to the wireless router which provides connectivity to the users. The GPEN11 itself will then power the ISP router, whether it is an outdoor wireless unit mounted on the roof or a network switch somewhere in the building. The GPEN unit can be securely attached to a wall or the communications cabinet. The Ethernet cable can be routed either directly through its bottom cable opening or into the wall, as preferred.

### Specifications

|                                |                       |
|--------------------------------|-----------------------|
| Product code                   | GPEN11                |
| Number of 1 GbE Ethernet ports | 2                     |
| Number of DC inputs            | 1                     |
| PoE-out                        | Yes, Passive PoE      |
| Supported input voltage        | 12 - 57 V             |
| Dimensions                     | 92 x 104 x 24 mm      |
| Operating temperature          | -40°C to +70°C tested |

### Included parts




Screw kit

## GPEN21

The GPEN21 is a smart power injector that serves as an advanced software controlled repeater. Not only can it power your uplink devices via PoE, it can also provide a range of useful software features:

- Interface management and monitoring
- GPEN link fault detection
- VLAN support
- SNMP reporting
- Basic Traffic Shaping

GPEN21 has an Ethernet and SFP port for fiber connectivity. Customers can choose to use GPEN21 to power optical module for uplink to provider, or to provide PoE to power Ethernet uplink to provider (that uses our GPER and/or NetPower products) The GPEN unit can be securely attached to a wall or the communications cabinet. The Ethernet cable can be routed either directly through its bottom cable opening or into the wall, as preferred.



It also has a designated space for an ISP sticker on the front. Sticker size: 66 x 25 mm (2,5 x 1 Inches).



## Specifications

|                                |                             |
|--------------------------------|-----------------------------|
| Product code                   | GPEN21                      |
| Number of 1 GbE Ethernet ports | 2                           |
| Number of 1G SFP ports         | 1                           |
| Number of DC inputs            | 2                           |
| PoE-out                        | Yes, Passive PoE up to 57 V |
| PoE-in                         | 802.3af/at                  |
| Supported input voltage        | 12 - 57 V                   |
| Dimensions                     | 92 x 104 x 24 mm            |
| Operating temperature          | -40°C to +70°C tested       |

## Included parts



Screw kit

## GPEN21 software provides

Interface management and monitoring

|       | Enabled                             | Name  | Link Status | Auto Negotiation                    | Speed | Full Duplex | Flow C                              |
|-------|-------------------------------------|-------|-------------|-------------------------------------|-------|-------------|-------------------------------------|
| Port1 | <input checked="" type="checkbox"/> | Port1 | link on     | <input checked="" type="checkbox"/> | 1G    | yes         | <input checked="" type="checkbox"/> |
| Port2 | <input checked="" type="checkbox"/> | Port2 | link on     | <input checked="" type="checkbox"/> | 1G    | yes         | <input checked="" type="checkbox"/> |
| SFP1  | <input checked="" type="checkbox"/> | SFP1  | no link     | <input checked="" type="checkbox"/> |       | no          | <input checked="" type="checkbox"/> |

GPEN link fault detection

| Hops | Last Hop | Length | Fault At | Cable Pairs |
|------|----------|--------|----------|-------------|
| 1    | no link  | 99m    | 94m      | 0000        |

VLAN support

|       | VLAN Mode | VLAN Receive | Default VLAN ID | Force VLAN ID            |
|-------|-----------|--------------|-----------------|--------------------------|
| Port1 | strict    | any          | 1               | <input type="checkbox"/> |
| Port2 | strict    | any          | 20              | <input type="checkbox"/> |
| SFP1  | optional  | any          | 1               | <input type="checkbox"/> |

| VLAN ID | Members   | Cut                                | Insert                                |
|---------|---|------------------------------------|---------------------------------------|
| 10      | <input checked="" type="checkbox"/> <input checked="" type="checkbox"/> <input type="checkbox"/>            | <input type="button" value="Cut"/> | <input type="button" value="Insert"/> |
| 20      | <input checked="" type="checkbox"/> <input checked="" type="checkbox"/> <input type="checkbox"/>            | <input type="button" value="Cut"/> | <input type="button" value="Insert"/> |
| 99      | <input checked="" type="checkbox"/> <input checked="" type="checkbox"/> <input checked="" type="checkbox"/> | <input type="button" value="Cut"/> | <input type="button" value="Insert"/> |

Basic Traffic Shaping

|       | Port Lock                | Lock On First            | Storm Rate | Limit Unknown Unicast               | Ingress Rate | Egress Rate |
|-------|--------------------------|--------------------------|------------|-------------------------------------|--------------|-------------|
| Port1 | <input type="checkbox"/> | <input type="checkbox"/> | 50         | <input checked="" type="checkbox"/> | 300M         | 600M        |
| Port2 | <input type="checkbox"/> | <input type="checkbox"/> |            | <input type="checkbox"/>            |              |             |
| SFP1  | <input type="checkbox"/> | <input type="checkbox"/> |            | <input type="checkbox"/>            |              |             |

From:

MAC Src: C4:AD:34:11:22:33      MAC Dst: C4:AD:34:44:55:66      Ethertype: 0800 hex

VLAN: present      VLAN ID: 10      Priority:      Protocol: 80      DSCP:     

IP Src: 192.168.88.10      IP Dst: 192.168.88.20      Priority:     

Drop      Set VLAN ID:



## GPeR

The Gigabit Passive Ethernet Repeater (GPeR) is part of our new GPEN (Gigabit Passive Ethernet Network) concept, which aims to replace GPON installations with lower cost and more easy to deploy Ethernet alternative.

The GPeR unit allows to extend Ethernet cable by additional hop (< 100 - 150 m to regular network devices, and up to 210 m to another GPeR unit) up to 1,500 m. Handy for highrise buildings, multi-apartment buildings, with many floors and sections, where very long Ethernet cables might be a problem. Maximum allowed length of CAT6 Ethernet cable between GPeR and power source/router is up to 100 m (depending on cable quality, high quality - up to 150 m).


Maximum allowed distance of CAT6 Ethernet cable between two GPeR devices is up to 210 m (depending on cable quality).

## Specifications

|                        |   |
|------------------------|---|
| Product code           | GPeR                                      |
| Gigabit Ethernet ports | 2   |
| Switch chip            | Marvell E6341                             |
| Powering               | PoE                                       |
| PoE-in                 | 802.3af/at or Passive PoE (24 - 57 V)     |
| PoE-out                | Jumper selectable Passive PoE passthrough |
| Max power consumption  | 2 W                                       |
| Operating temperature  | -40°C to +70°C tested                     |

## GPeR IP67 Case

We bring you a sturdy and affordable outdoor enclosure for GPeR units. It can be easily mounted on walls and poles. Despite the name, meticulous testing revealed that in real life the enclosure has an IP68 rating with protection from immersion in water, as well as protection from dust. Get an outdoor enclosure for the GPeR to safely extend Ethernet network in mines, caves, maintenance shafts or outdoors.



**Product code:** GPeR-IP67-Case



## netPower 15FR

With netPower 15FR switch you can forget about expensive GPON base stations and optical splitters. This switch is a part of our GPEN concept – aimed to bring the speed and versatility of fiber networking while using the advantages of Ethernet. It is a cheap and easy to deploy way for any ISP to deliver internet to individual apartments.

You don't have to worry about power options in the attic or the utility room – netPower 15FR has 15 reverse PoE-in ports. Depending on your setup, netPower can draw the necessary power even from a single client! Another Ethernet port has PoE-out – you can use it to power an aggregate link such as our Wireless Wire Dish or a security camera, for example.



### netPower 15FR

– bringing the cost down and the speed up!



There are two SFP ports for fiber connectivity. The outdoor enclosure allows you to install this switch in all kinds of environments – from damp attics to elevator shafts.

netPower 15FR has a non-blocking throughput of 3.6 Gbps, switching capacity of 7.2 Gbps and forwarding rate of 5.4 Mpps.



## Specifications

|                                   |   |
|-----------------------------------|---|
| Product Code                      | CRS318-1Fi-15Fr-2S-OUT                  |
| CPU                               | 98DX224S 800 MHz                        |
| Size of RAM                       | 256 MB                                  |
| Storage type                      | Flash                                   |
| Storage size                      | 16 MB                                   |
| Switch chip model                 | 98DX224S                                |
| Number of 100 Mbps Ethernet ports | 16                                      |
| SFP ports                         | 2                                       |
| Operating system                  | SwOS / RouterOS (Dual boot)             |
| RouterOS license level            | 5                                       |
| PoE-in                            | Yes                                     |
| Supported input voltage           | 18 - 57 V (DC jack); 36 - 57 V (PoE-in) |
| Number of DC jacks                | 1 *                                     |
| Dimensions                        | 304 x 212 x 71 mm                       |
| Operating temperature             | -40°C to +70°C tested                   |
| Max power consumption             | 29 W                                    |

\* power adapter not included

## Included parts



House clamp 1

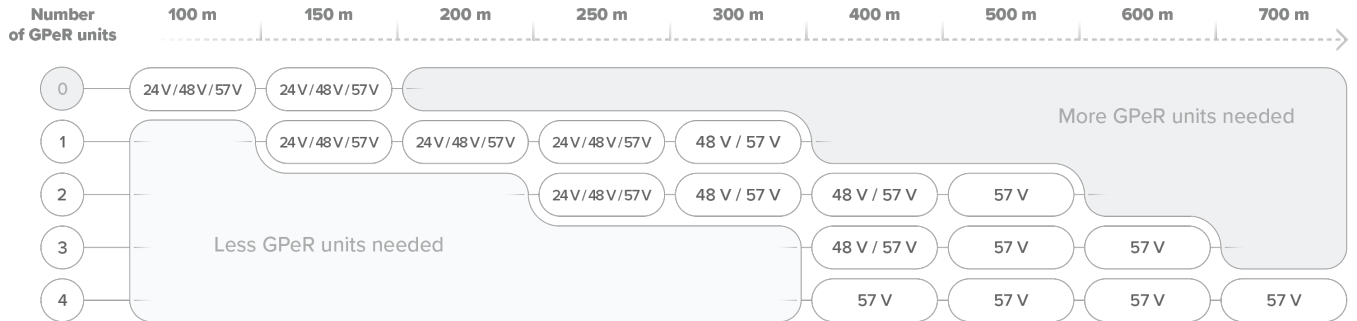


House clamp 2

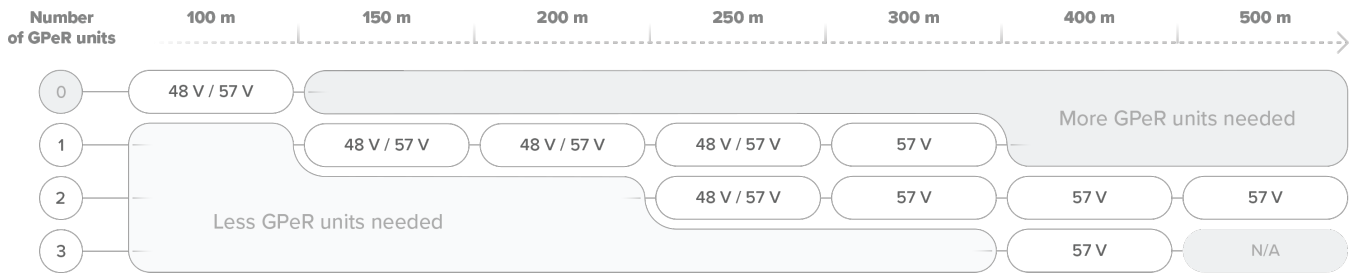


K-66 fastening set

## To power netPower from a single GPEN



## To power netPower that provides PoE-out to uplink from a single GPEN



## Examples

| Power supply  | Distance | Number of GPeR units | Powers netPower | Available for PoE-out on netPower |
|---------------|----------|----------------------|-----------------|-----------------------------------|
| 24 V > 1.3 A  | 100 m    | 0                    | YES, no PoE-out | N/A                               |
|               | 175 m    | 1                    | YES, no PoE-out | N/A                               |
|               | 310 m    | 2                    | NO              | N/A                               |
|               | 500 m    | 3                    | NO              | N/A                               |
| 48 V > 0.95 A | 100 m    | 0                    | YES             | 15 W - 17 W                       |
|               | 175 m    | 1                    | YES             | 13 W - 14.5 W                     |
|               | 310 m    | 2                    | YES             | 4.5 W - 9.5 W                     |
|               | 500 m    | 3                    | YES, no PoE-out | N/A                               |
| 57 V > 0.8 A  | 100 m    | 0                    | YES             | 19.5 W - 20.5 W                   |
|               | 175 m    | 1                    | YES             | 17.5 W - 18.5 W                   |
|               | 310 m    | 2                    | YES             | 10 W - 14 W                       |
|               | 500 m    | 3                    | YES             | 3.5 W - 7 W                       |

## Power adapters



48POW  
48 V, 1.46 A, 70 W



24HPOW  
24 V, 2.5 A, 60 W



48V2A96W  
48 V, 2 A, 96 W



MT48-480095-11DG  
48 V, 0.95 A, 45.6 W



MT48-570080-11DG  
57 V, 0.8 A, 45.6 W