



## Enterprise Security Gateway and Network Appliance with 10G SFP+

Embedded UniFi® Network Console Application

3.5" HDD Bay for NVR Storage

Dual WAN Ports for Redundancy

Model: UDM-Pro



## Overview

The UniFi® Dream Machine Pro is an all-in-one network appliance for a scalable network in an office, retail, or hospitality environment. Powered by a fast 1.7 GHz quad-core processor, the UDM Pro combines multiple functions into a single device:

- Advanced Security Gateway with Built-in Switch
- Dual WAN Ports: One 10G SFP+ and One Gigabit RJ45
- One 10G SFP+ LAN Port
- Embedded Enterprise Application: UniFi Network
- 3.5" HDD Bay for NVR Storage (2.5" HDD also supported)

## Software

The UDM Pro includes the UniFi Network Console so you can manage your UniFi Switches and APs. It can also run the UniFi Protect application for convenient monitoring and complete management of your camera surveillance system. Video recordings are stored on the built-in NVR (hard drive not included) and can be easily accessed using the UniFi Protect mobile app. Via remote access, you can securely view the recordings that are privately stored on the UDM Pro rather than a third-party server.

## Redundancy

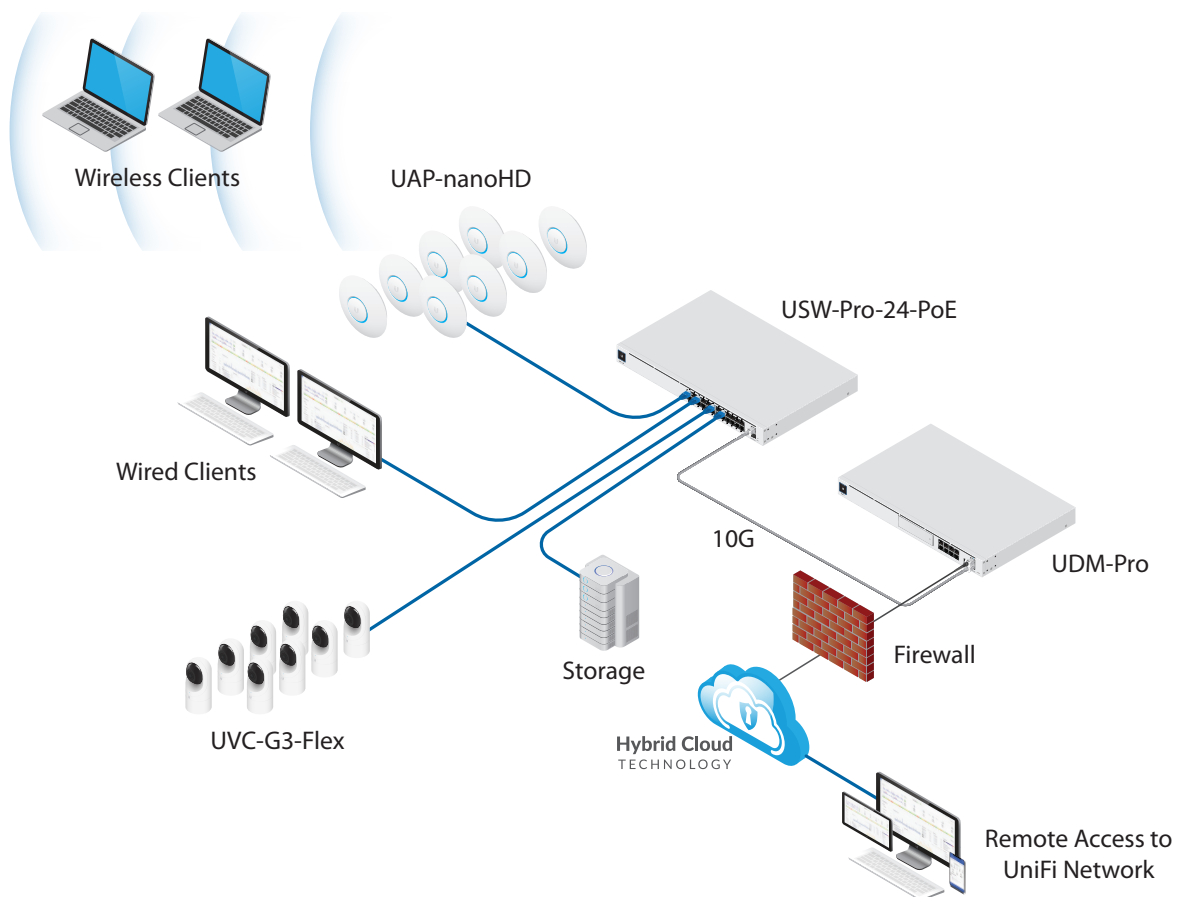
The UDM Pro supports multiple redundancy options to ensure your network remains operational:

- **Dual WAN with Failover** Supports dual internet/ISP connections with failover: if the primary WAN connection drops, it will automatically switch to the other WAN connection.
- **LTE Failover Redundancy** Supports the UniFi LTE device for automatic failover to the LTE cellular network. If the wired WAN fails, it will automatically switch to the UniFi LTE, keeping your network online<sup>1</sup>.
- **Power Supply Redundancy and Failover** The UDM Pro supports our PSU failover system, the UniFi SmartPower RPS, model USP-RPS. If the internal power supply unit fails, the proprietary USP RPS interface acts to provide redundant power for backup<sup>2</sup>.

<sup>1</sup> Requires use of the U-LTE or U-LTE-Pro and active LTE account.

<sup>2</sup> Requires use of the USP-RPS.

## Deployment Example



The UniFi Network Console application runs on the UDM Pro, which also acts as a firewall and DHCP server for the local network. The UniFi Protect Console application, which manages the cameras, can also run on the UDM Pro (with an HDD installed).



## UniFi Dream Machine Pro

- WAN ports
  - (1) 10G SFP+ port
  - (1) Gigabit RJ45 port
- LAN ports
  - (1) 10G SFP+ port
  - (8) Gigabit RJ45 ports
- 3.5" HDD Bay (also supports 2.5" HDD)
- 1U Rackmountable (hardware included)

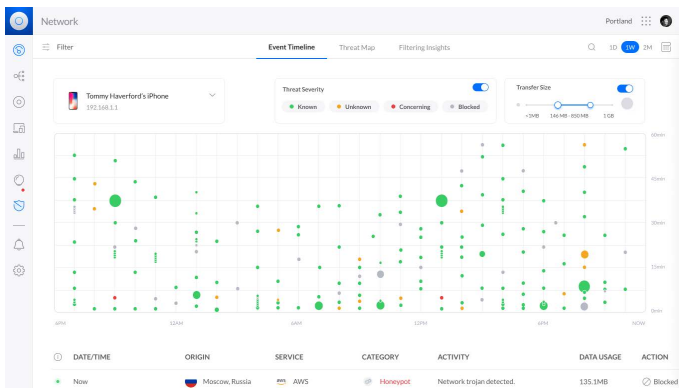


UDM-Pro

## Powerful Security

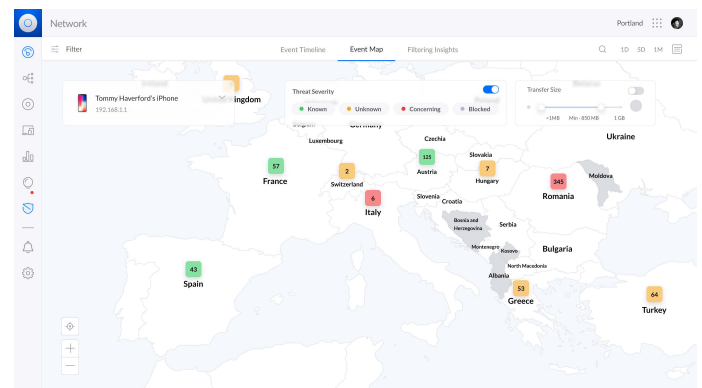
The UDM Pro offers advanced firewall policies and persistent threat management\* to act as an Intrusion Prevention System (IPS) and Intrusion Detection System (IDS).

- **Threat Management** Easily select and customize levels of security for viruses and malware, Point-to-Point (PtP) protection, hacking, internet traffic, and website reputation.




- **Honeypot** Embedded Honeypot functionality can detect malware, worms, and other types of malicious traffic trying to scan your network for vulnerabilities.
- **DNS Content Filtering** DNS filters block traffic from sites with malicious, phishing, or adult content. There are three levels of DNS filtering security, each adding more protection.
- **GeoIP Filtering** GeoIP filtering allows you to block outgoing, incoming, or bi-directional traffic designated by country. Use the UniFi threat map to select the countries you intend to block.

\* Requires UniFi software v5.12 or newer.



## Additional Features

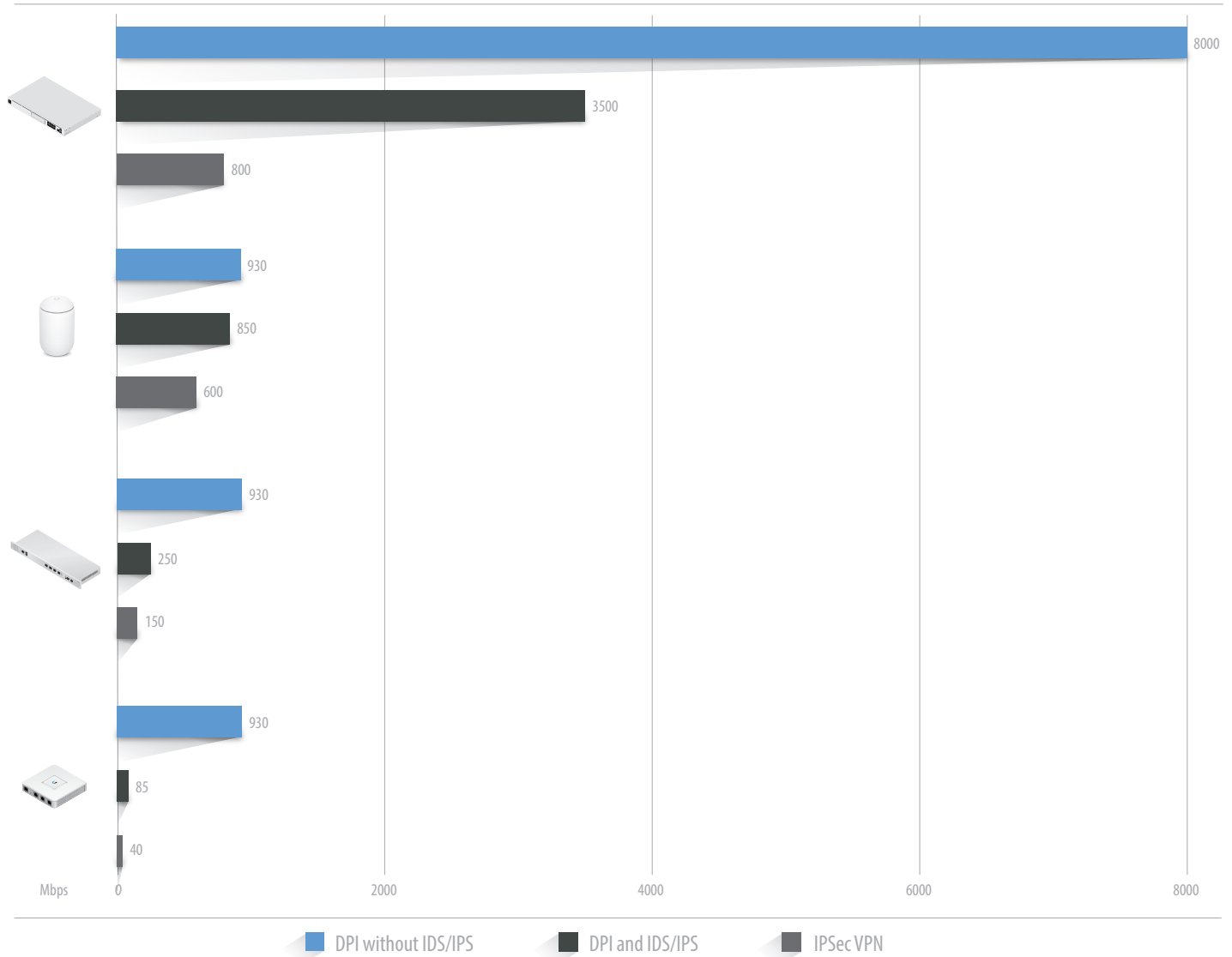
- **Automatic QoS** Top QoS priority is assigned to voice and video traffic.
- **VPN Server for Secure Communications** A site-to-site VPN secures and encrypts private data communications traveling over the internet.
- **Convenient VLAN Support** The UDM Pro can create virtual network segments for security and network traffic management.
- **Innovative Display** The 1.3" touchscreen displays status information for easy monitoring and quick troubleshooting.



## Superior Performance

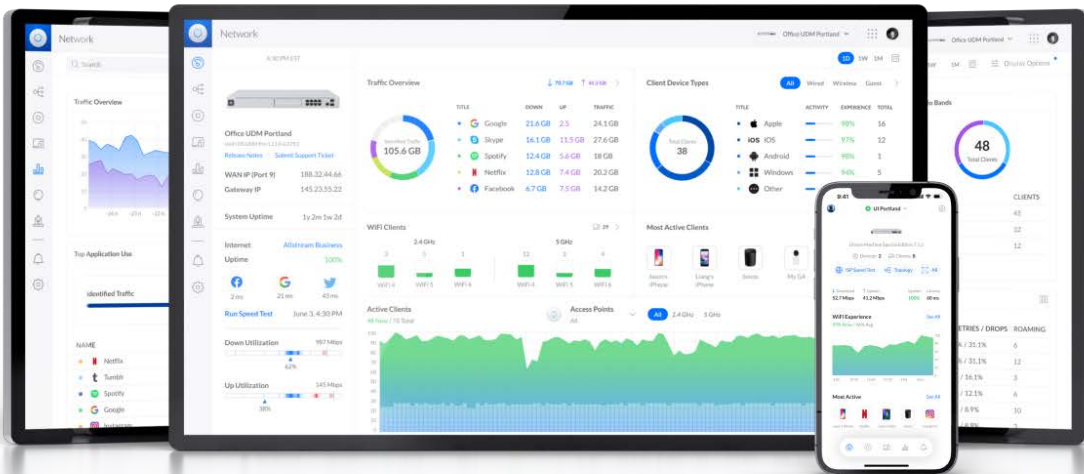
The UDM Pro offers significantly greater performance over the previous generation of UniFi Security Gateways.

Downlink Throughput



Note: Typical values as measured with iPerf3.





## Scalable UniFi Network Console

### Management Capabilities

The UniFi Network Console can provision UniFi devices, map out networks, and quickly manage system traffic. Important network details are logically organized for a simplified, yet powerful, interface.

### Network Overview

From a single pane of glass, view network topology and configuration, real-time statistics, and debugging metrics. Monitor your network's vitals and make on-the-fly adjustments as needed.

### Deep Packet Inspection

Ubiquiti's proprietary Deep Packet Inspection (DPI) engine includes the latest application identification signatures to track which applications (and IP addresses) are using the most bandwidth.

### Detailed Analytics

The UniFi Network Console provides configurable reporting and analytics to manage large user populations and expedite troubleshooting. Advanced search and sorting capabilities make network management more efficient.

### Switch Port Configuration

You can configure the network/VLAN configuration and network settings on the UniFi Dream Machine Pro.

### Switch Port Status

You can also view status information for each port of the UniFi Dream Machine Pro:

- Connection speed and duplex mode
- TX/RX data rates
- Network/VLAN setting

### Application Features

The UniFi Network Console application offers the following features:

- Centralized configuration management (including configuration cloning)
- Auto-MDIX automatically adjusts as needed for straight through or crossover cable
- 802.1X (RADIUS) authentication and dynamic VLAN.



## UniFi Protect Application

Designed for convenient monitoring and complete management of your camera surveillance system, the UniFi Protect Console allows you to set up, configure, and monitor your UniFi cameras using a graphical user interface. You can install it on the UDM Pro, and there are no separate software, licensing, hosting, or support fees.

### Features

**Easy Setup** Using a standard web browser or Bluetooth setup from your mobile device, deployment of your UniFi Protect console can be set up and configured in a matter of minutes.

**Feature-Packed User Interface** Accessible from a web browser, UniFi Protect was designed to be easy-to-use yet packed with advanced features. The UniFi Protect interface is incredibly intuitive and loaded with powerful features such as statistical reporting, multiple live views options, versatile camera settings, advanced analytics, and customizable event recordings.

**Plug and Play Installation** Automatic camera detection in UniFi Protect makes it easy to install and deploy cameras. All of the camera settings are integrated into the application. You can also configure, reboot, or upgrade the firmware on any camera from within the UniFi Protect interface.

**Additional Live Views** Playlists can be created with a configurable live camera feed rotation. Define the cameras you want included in the playlist and how long you want them to appear on the screen before moving on to the next live feed.

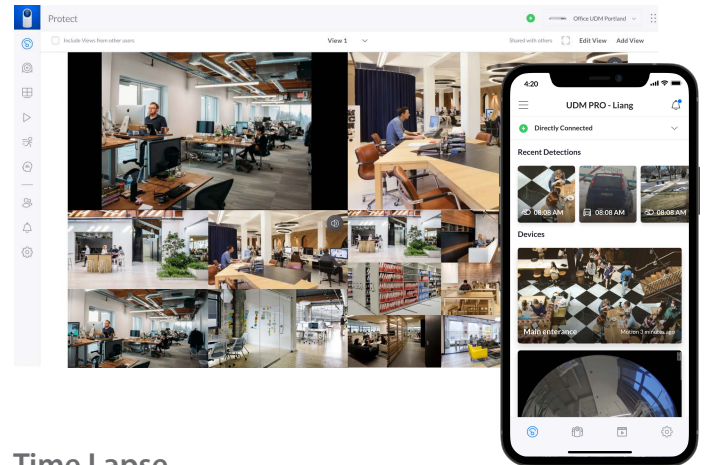
**Cost-Effective Solution** Shattering conventional industry thinking, UniFi Protect provides powerful IP surveillance software without the huge up-front costs or monthly subscription fees.

**Mobile App** The downloadable app provides free remote cloud access to your UniFi Protect system. It also allows you to securely access video recordings that are privately stored on the Cloud Key Gen2 Plus and not a third-party server or internet cloud.



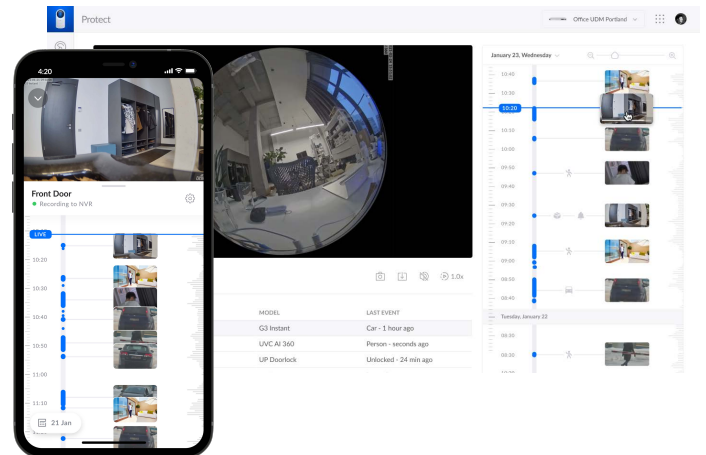
### Live View

View up to 20 live camera feeds in a single window. With basic and advanced template options available, choose the live view template that's right for you.



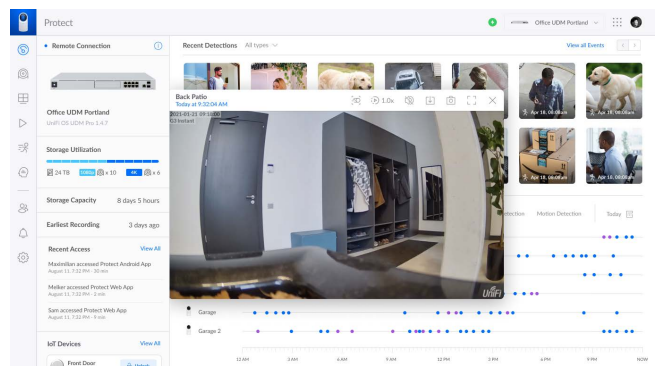
### Time Lapse

The new *Time Lapse* feature allows you to scroll through video events and recordings quickly and efficiently. Now you can sift through hundreds of hours of video in just minutes.



### Events

Video recordings are stored privately on the UDM Pro. Install the hard drive of your choice, and then you can retain hundreds of recording hours without third-party storage or online digital footprints.



UDM-Pro	
Dimensions	442.4 x 43.7 x 285.6 mm (17.42 x 1.72 x 11.24")
Weight	3.90 kg (8.60 lb)
With Brackets	3.99 kg (8.80 lb)
Interfaces	(8) 10/100/1000 RJ45 LAN Ports (1) 10/100/1000 RJ45 WAN Port (1) 1/10G SFP+ LAN Port (1) 1/10G SFP+ WAN Port Ethernet In-Band (1) Bluetooth BLE
Networking	
Management	
IDS/IPS Throughput	3.5 Gbps*
Processor	Quad ARM Cortex-A57 Core at 1.7 GHz
System Memory	4 GB DDR4
On-Board Flash Storage	16 GB eMMC
Max Power Consumption	33W
Voltage Range	100 to 240VAC
Power Method	(1) Universal AC Input, 100-240VAC, 50/60 Hz (1) RPS DC Input
Power Supply	Internal 50W/12V
LEDs	
HDD	Activity
RJ45	Link/Speed/Activity
SFP+	Link/Speed/Activity
ESD/EMP Protection	Air: ± 16 kV, Contact: ± 12 kV
Operating Temperature	-10 to 40° C (14 to 104° F)
Operating Humidity	5 to 95% Noncondensing
Certifications	CE, FCC, IC

\* Measured with iPerf3.

