

TSW110

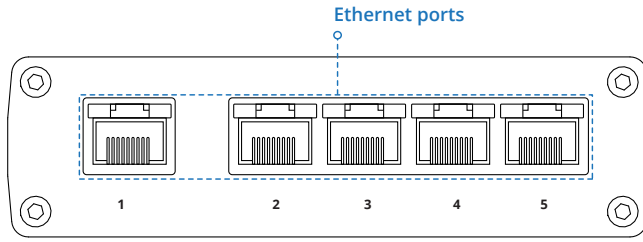
Quick Start Guide v1.1



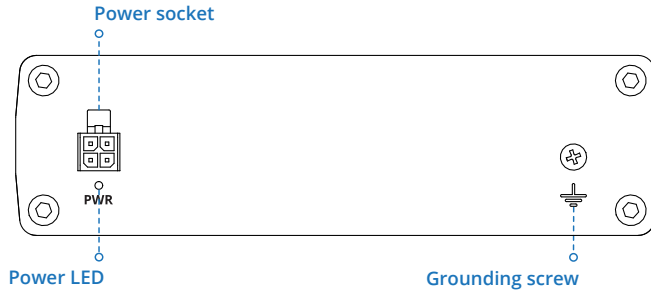
Wiki knowledge base
<https://wiki.teltonika-networks.com/>



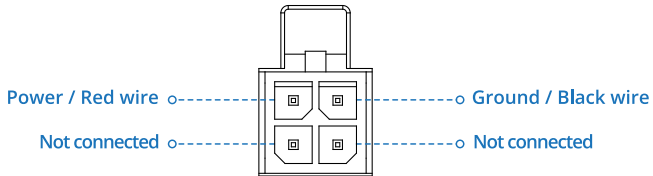
FRONT VIEW



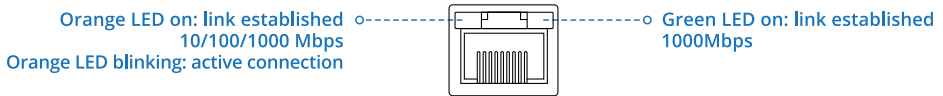
BACK VIEW



POWER SOCKET PINOUT



RJ45 LED MEANING



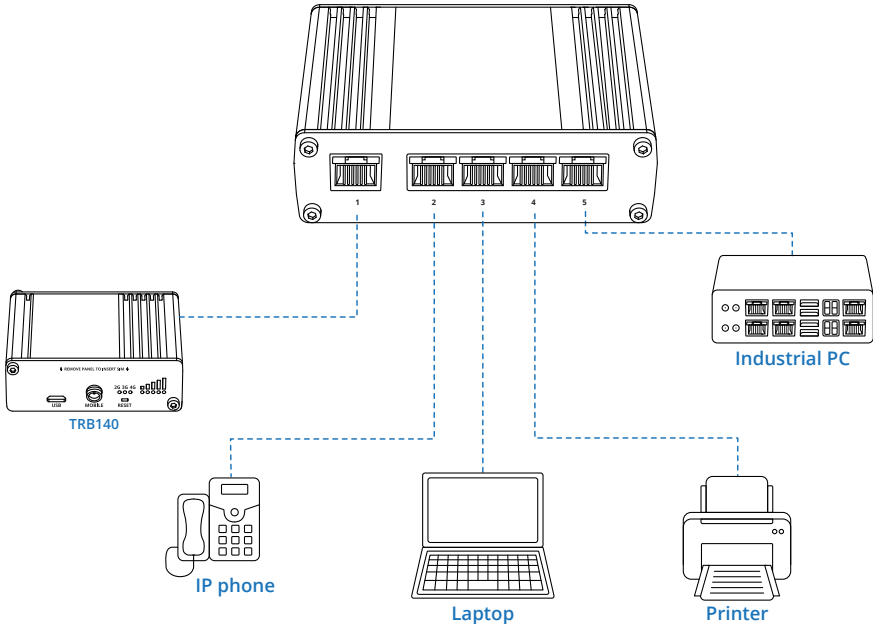
TECHNICAL INFORMATION

| Technical specifications | |
|-------------------------------------|---|
| Input voltage range | 9 – 30 VDC |
| Max power consumption | <1.8 W |
| Bundled accessories specifications* | |
| Power adapter | Input: 0.4 A @100-240 VAC, Output: 9 VDC, 1 A, 4 pin plug |

* Order code dependent.

HARDWARE INSTALLATION

1. Connect your main internet router/modem to TSW110 LAN port number 1.
2. Connect end devices (ex. Industrial PC, printers, IP phones, laptops) to TSW110 2 to 5 port.
3. Connect 4 pin power plug to TSW110 to power up switch.



SAFETY INFORMATION

TSW110 switch must be used in compliance with any and all applicable national and international laws and with any special restrictions regulating the utilization of the communication module in prescribed applications and environments.

| | |
|-----------------|---|
| [BG] Bulgarian | С настоящето, TELTONIKA NETWORKS декларира, че TSW110 е в съответствие със съществените изисквания и другите приложими разпоредби на Директива 2014/30/EU and 2014/35/EU. |
| [HR] Croatian | Ovim TELTONIKA NETWORKS izjavljuje da je ovaj TSW110 u skladu s bitnim zahtjevima i ostalim relevantnim odredbama Direktive 2014/30/EU and 2014/35/EU. |
| [CZ] Czech | TELTONIKA NETWORKS tímto prohlašuje, že TSW110 splňuje základní požadavky a všechna příslušná ustanovení Směrnice 2014/30/EU and 2014/35/EU. |
| [DK] Danish | Undertegnede TELTONIKA NETWORKS erklærer herved, at følgende udstyr TSW110 overholder de væsentlige krav og øvrige relevante krav i direktiv 2014/30/EU and 2014/35/EU. |
| [NL] Dutch | Hierbij verklaart TELTONIKA NETWORKS dat het toestel TSW110 in overeenstemming is met de essentiële eisen en de andere relevante bepalingen van richtlijn 2014/30/EU and 2014/35/EU. |
| [EN] English | Hereby, TELTONIKA NETWORKS declares that this TSW110 is in compliance with the essential requirements and other relevant provisions of Directive 2014/30/EU and 2014/35/EU. |
| [EE] Estonian | Käesolevaga kinnitab TELTONIKA NETWORKS seadme TSW110 vastavust direktiivi 2014/30/EU and 2014/35/EU põhinõuetele ja nimetatud direktiivist tulenevatele teistele asjakohastele sätetele. |
| [FI] Finnish | TELTONIKA NETWORKS vakuuttaa täten että TSW110 tyypin laite on direktiivin 2014/30/EU and 2014/35/EU oleellisten vaatimusten ja sitä koskevien direktiivin muiden ehtojen mukainen. |
| [FR] French | TELTONIKA NETWORKS déclare que cette TSW110 est conforme aux exigences essentielles et aux autres dispositions pertinentes de la directive 2014/30/EU and 2014/35/EU. |
| [DE] German | Spoločnosť TELTONIKA NETWORKS týmto vyhlasuje, že smerovač TSW110 je v súlade so základnými požiadavkami a ďalšími príslušnými ustanoveniami smernice 2014/30/EU and 2014/35/EU. |
| [GR] Greek | ΜΕ ΤΗΝ ΠΑΡΟΥΣΑ Ο ΚΑΤΑΣΚΕΥΑΣΤΗΣ ΤΗΣ ΤΗΛΤΟΝΙΚΑ ΝΕΤΟΥΡΚΑ ΔΗΛΩΝΕΙ ΟΤΙ ΤΟ ΤΣΩ110 ΣΥΜΜΟΡΦΩΝΕΤΑΙ ΠΡΟΣ ΤΙΣ ΟΥΣΙΩΔΕΙΣ ΑΠΑΙΤΗΣΕΙΣ ΚΑΙ ΤΙΣ ΛΟΙΠΕΣ ΣΧΕΤΙΚΕΣ ΔΙΑΤΑΞΕΙΣ ΤΗΣ ΟΔΗΓΙΑΣ 2014/30/EU and 2014/35/EU. |
| [HU] Hungarian | A TELTONIKA NETWORKS ezennel kijelenti, hogy a TSW110 típusú berendezés teljesíti az alapvető követelményeket és más 2014/30/EU and 2014/35/EU irányelvben meghatározott vonatkozó rendelkezéseket. |
| [IE] Irish | Leis seo, dearbhaíonn TELTONIKA NETWORKS go gcomhlíonann an TSW110 seo bunriachtanais agus forálacha ábhartha eile Theoiric 2014/30/EU and 2014/35/EU. |
| [IT] Italian | Con la presente, TELTONIKA NETWORKS dichiara che questo TSW110 è conforme ai requisiti essenziali e ad altre disposizioni pertinenti della Direttiva 2014/30/EU and 2014/35/EU. |
| [LV] Latvian | Ar šo TELTONIKA NETWORKS deklarē, ka TSW110 atbilst Direktīvas 2014/30/EU and 2014/35/EU būtiskajām prasībām un citiem ar to saistītajiem noteikumiem. |
| [LT] Lithuanian | Šiuo dokumentu UAB TELTONIKA NETWORKS deklaruoja, kad šis TSW110 atitinka esminius reikalavimus ir kitas 2014/30/EU and 2014/35/EU Direktyvos nuostatas. |
| [MT] Maltese | Hawn hekk, TELTONIKA NETWORKS tidjikkara li dan l-TSW110 huwa konformi mar-rekwiżiti essenzjali u dispozizzjonijiet rilevanti oħra tad-Direttiva 2014/30/EU and 2014/35/EU. |
| [NO] Norwegian | TELTONIKA NETWORKS Erklærer herved at TSW110 er i samsvar med de grunnleggende krav og øvrige relevante krav i direktiv 2014/30/EU and 2014/35/EU. |
| [PL] Polish | Niniejszym TELTONIKA NETWORKS deklaruje że TSW110 jest zgodny z zasadniczymi wymaganiami i innymi właściwymi postanowieniami Dyrektywy 2014/30/EU and 2014/35/EU. |
| [PT] Portuguese | Eu, TELTONIKA NETWORKS declaro que o TSW110 cumpre os requisitos essenciais e outras proviões relevantes da Directiva 2014/30/EU and 2014/35/EU. |
| [RO] Romanian | Prin prezenta, TELTONIKA NETWORKS declară că aparatul TSW110 este în conformitate cu cerințele esențiale și cu alte prevederi pertinente ale Directivei 2014/30/EU and 2014/35/EU. |
| [SK] Slovak | Spoločnosť TELTONIKA NETWORKS týmto vyhlasuje, že smerovač TSW110 je v súlade so základnými požiadavkami a ďalšími príslušnými ustanoveniami smernice 2014/30/EU and 2014/35/EU. |
| [SI] Slovenian | TELTONIKA NETWORKS izjavlja, da je ta TSW110 v skladu z bistvenimi zahtevami in drugimi relevantnimi določili direktive 2014/30/EU and 2014/35/EU. |
| [ES] Spanish | Por la presente, TELTONIKA NETWORKS declara que este TSW110 cumple con los requisitos esenciales y otras exigencias relevantes de la Directiva 2014/30/EU and 2014/35/EU. |
| [SE] Swedish | Härmed intygar TELTONIKA NETWORKS att denna TSW110 är i överensstämmelse med de väsentliga egenskapskrav och övriga relevanta bestämmelser som framgår av direktiv 2014/30/EU and 2014/35/EU. |

The full text of the EU declaration of conformity is available at the following Internet address: https://wiki.teltonika-networks.com/view/TSW110_CE

- [BG]** Инструкция: Свържете адаптера на захранване, за да включите устройството. Повече информация в <https://wiki.teltonika-networks.com/>
- [HR]** Upute za uporabu: Priključite napajanje. Više informacija na <https://wiki.teltonika-networks.com>
- [CZ]** Návod k použití: Připojte napájecí adaptér k zapnutí přístroje. Více informací najdete v <https://wiki.teltonika-networks.com/>
- [DK]** Instruktionsbog: Tilslut strømadapteren for at tænde for enheden. Mere information i <https://wiki.teltonika-networks.com/>
- [NL]** Handleiding: Sluit voedingsadapter aan op het apparaat in te schakelen. Meer informatie in <https://wiki.teltonika-networks.com/>
- [EN]** Instruction Manual: Connect the power adapter to turn on the device. More information on <https://wiki.teltonika-networks.com/>
- [EE]** Kasutusjuhend: Ühendage toiteadapter seadme sisselülitamiseks. Rohkem teavet <https://wiki.teltonika-networks.com/>
- [FI]** Käyttöohje: Kytke virtalähde päälle laitteen. Avaa 192.168.1.1 in selaimen määrittää tuotteen. Lisää tietoa <https://wiki.teltonika-networks.com/>
- [FR]** Mode d'emploi: Connectez l'adaptateur d'alimentation pour allumer l'appareil. Plus d'informations dans <https://wiki.teltonika-networks.com/>
- [DE]** Bedienungsanleitung: Verbinden Sie das Netzteil, um das Gerät einzuschalten. Weitere Informationen im <https://wiki.teltonika-networks.com/>
- [GR]** εγχειρίδιο οδηγιών: Συνδέστε τον προσαρμογέα τροφοδοσίας για να ενεργοποιήσετε τη μονάδα. Περισσότερες πληροφορίες στο <https://wiki.teltonika-networks.com/>
- [HU]** Használati utasítás: Csatlakoztassa a hálózati adaptert a készőlék bekapcsolásához. Több információ <https://wiki.teltonika-networks.com/>
- [IE]** Lámhleabhar Treoracha: Ceangail an t-adapter cumhachta chun an gléas a chasadh air. Tuilleadh eolais ar <https://wiki.teltonika-networks.com>
- [IT]** Manuale di istruzioni: collegare l'adattatore di alimentazione per accendere il dispositivo. Maggiori informazioni su <https://wiki.teltonika-networks.com>
- [LV]** Lietošanas instrukcija: Pievienojiet Strāvas adapteri, lai ieslēgtu ierīci. Plašāka informācija <https://wiki.teltonika-networks.com/>
- [LT]** Naudojimosi instrukcija: Prijunkite maitinimo adapterį, įjunkite įrenginį. Daugiau informacijos rasite <https://wiki.teltonika-networks.com/>
- [MT]** Manwal tal-Istruzzjoni: Qabdad l-adapter tal-enerġġa biex tixfel l-apparat. Aktar informazzjoni dwar <https://wiki.teltonika-networks.com>
- [NO]** Bruksanvisningen: Koble strømadapteren for å slå på enheten. Mer informasjon på <https://wiki.teltonika-networks.com/>
- [PL]** Instrukcja obsługi: Podłącz adapter zasilania, aby włączyć urządzenie. Więcej informacji w <https://wiki.teltonika-networks.com/>
- [PT]** Manual de instruções: Conecte o adaptador de alimentação para ligar o aparelho. Mais informações em <https://wiki.teltonika-networks.com/>
- [RO]** Instrucțiuni de utilizare: Conectați adaptorul de alimentare pentru a porni aparatul. Mai multe informații în <https://wiki.teltonika-networks.com/>
- [SK]** Návod na použitie: Pripojením napájacieho adaptéra zapnite zariadenie. Viac informácií na <https://wiki.teltonika-networks.com>
- [SI]** Navodila: Priključite napajalnik za vklop naprave. Več informacij v <https://wiki.teltonika-networks.com/>
- [ES]** Manual de instrucciones: Conecte el adaptador de alimentación para encender la unidad. Más información en <https://wiki.teltonika-networks.com/>
- [SE]** Instruktionsmanual: Anslut nätadapter tern för att slå på enheten. Mer information på <https://wiki.teltonika-networks.com/>



This sign means that all used electronic and electric equipment should not be mixed with general household waste.



This sign means that product meets the requirements of the applicable EU directives.