

DS-3E0508P-O Gigabit PoE Switch



- Gigabit PoE and non-PoE ports for multiple use
- Plug-and-play with easy connection
- Built to last with a rugged metal case
- Desktop/Wall-mounted installation available for any work environment

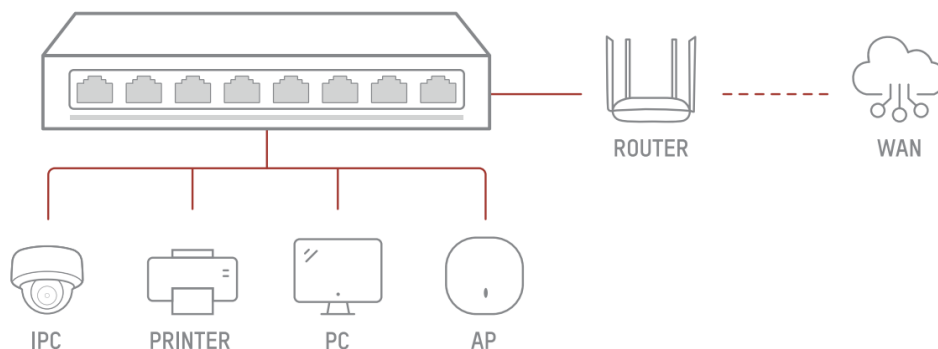
▪ Specification

| Model | | DS-3E0508P-O |
|-----------------------|------------------------|---|
| Network Parameters | Ports | 4 × 1 Gbps PoE port, 4 × 1 Gbps RJ45 port |
| | Port Type | RJ45 port, full duplex, MDIMDI-X adaptive |
| | Standard | IEEE 802.3, IEEE 802.3u, IEEE 802.3x |
| | Forwarding Mode | Store-and-forward switching |
| | MAC Address Table | 4 K |
| | Switching Capacity | 16 Gbps |
| | Packet Forwarding Rate | 11.904 Mpps |
| | Internal Cache | 1.5 Mbits |
| PoE Power Supply | PoE Standard | IEEE 802.3af, IEEE 802.3at |
| | PoE Power Pin | End-span: 1/2(-), 3/6(+) Mid-span: 4/5(+), 7/8(-) 8-pin power: 1/2(-), 3/6(+), 4/5(+), 7/8(-) |
| | PoE Port | PoE: Ports 1 to 4 |
| | Max. Port Power | 30 W |
| | PoE Power Budget | 60 W |
| | General | Dimensions (W × H × D) |
| Shell | | Metal material, fan-free design |
| Gross Weight | | 0.921 kg (2.030 lb) |
| Net Weight | | 0.365 kg (0.805 lb) |
| Operating Temperature | | 0 °C to 40 °C (32 °F to 104 °F) |
| Storage Temperature | | -40 °C to 85 °C (-40 °F to 185 °F) |
| Storage Humidity | | 5% to 95% (no condensation) |
| Power Supply | | 48 VDC, 1.35 A |
| Approval | EMC | FCC (ANSI C63.4, 47 CFR PART 15B); CE-EMC/RCM (EN 55032: 2015+A11:2020, EN IEC 61000-3-2: 2019, EN 61000-3-3: 2013+A1:2019, EN 50130-4:2011+A1:2014, EN 55035:2017+A11:2020); IC (ICES-003: Issue 13) |
| | Safety | UL (UL 62368-1); CB (IEC 62368-1:2014); CE-LVD (EN 62368-1:2014+A11:2023) |
| | Chemistry | CE-RoHS (2011/65/EU); WEEE (2012/19/EU); Reach (Regulation (EC) No 1907/2012) |

▪ Available Model

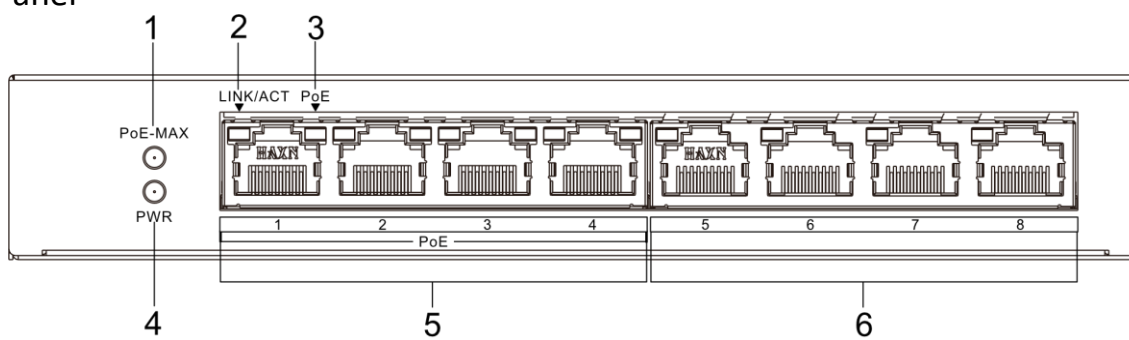
DS-3E0508P-O

▪ Typical Application




▪ Physical Interface

Front Panel

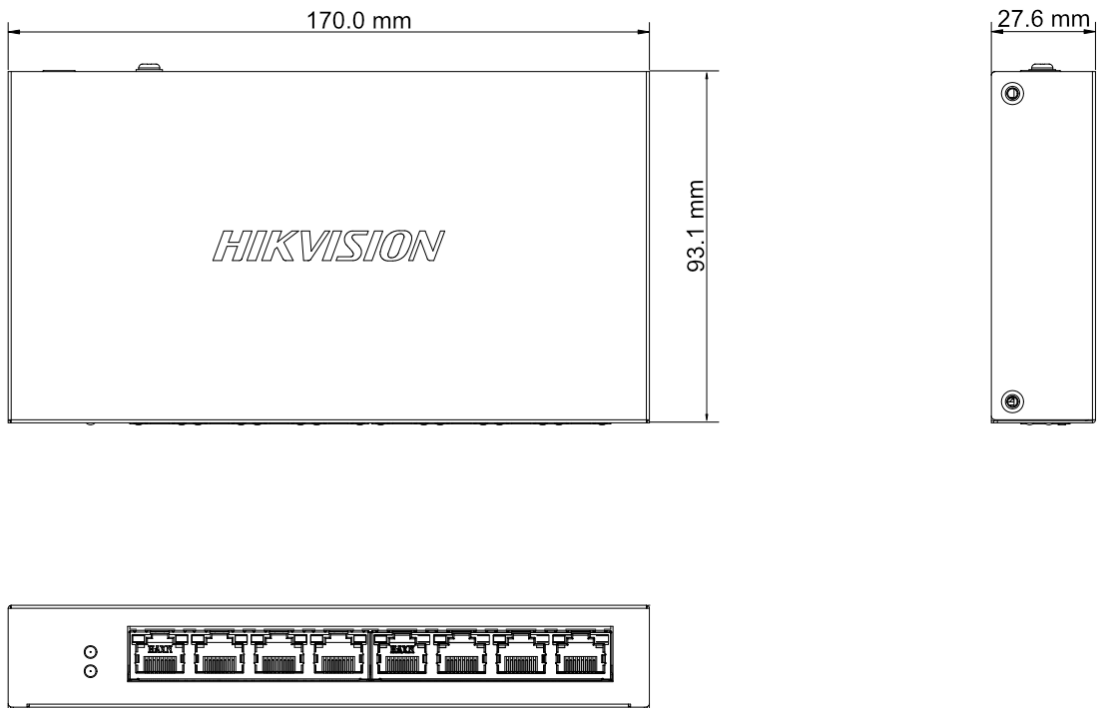


Rear Panel



| No. | Indicator/Port | Description |
|-----|-----------------------|---|
| 1 | PoE-MAX Indicator | Solid on/Flashing: The output power of the switch is about to reach the upper limit. The power supply may be abnormal if more devices are connected. Unlit: The switch supplies power to a powered device (PD) normally. |
| 2 | LINK/ACT Indicator | Solid on: The port is connected. Flashing: The port is transmitting data. Unlit: The port is disconnected or connection is abnormal. |
| 3 | PoE Indicator | Solid on: The switch supplies power to a PD normally. Unlit: The switch is disconnected from a PD or power supply is abnormal. |
| 4 | PWR Indicator | Solid on: The switch is powered on normally. Unlit: No power supply is connected or power supply is abnormal. |
| 5 | Gigabit PoE RJ45 Port | Used for connection to a PD via a network cable. |
| 6 | Gigabit RJ45 Port | Used for connection to another device via a network cable. |
| 7 | Grounding Terminal | Used for connecting to the grounding cable to protect the switch from lightning. |
| 8 | Power Supply | Use the attached power cord to connect the switch to a socket. |

▪ **Dimension**



Headquarters

No.555 Qianmo Road, Binjiang District,
Hangzhou 310051, China
T +86-571-8807-5998
www.hikvision.com



Follow us on social media to get the latest product and solution information.

