

Quick Installation Guide

MS106LP

For technical support, replacement services, user guides, and other information, please visit <https://www.mercusys.com/support/>.

© 2023 MERCUSYS 7107500255 REV1.0.0

LED Explanation



Power

On: The power is on
Off: The power is off

PoE Status

On: The port is providing PoE power
Off: The port is not providing PoE power

Link/Act Status

On: Link present but no activity
Flashing: Transmitting or receiving data
Off: No link

Switch Explanation

Recovery

Off: The PoE Auto Recovery function is disabled.

On: The switch will constantly detect the working status of a PoE powered device (PD). When the switch finds that the PD works abnormally, the switch will reboot it.

Isolation

Off: Ports can transmit data with each other.

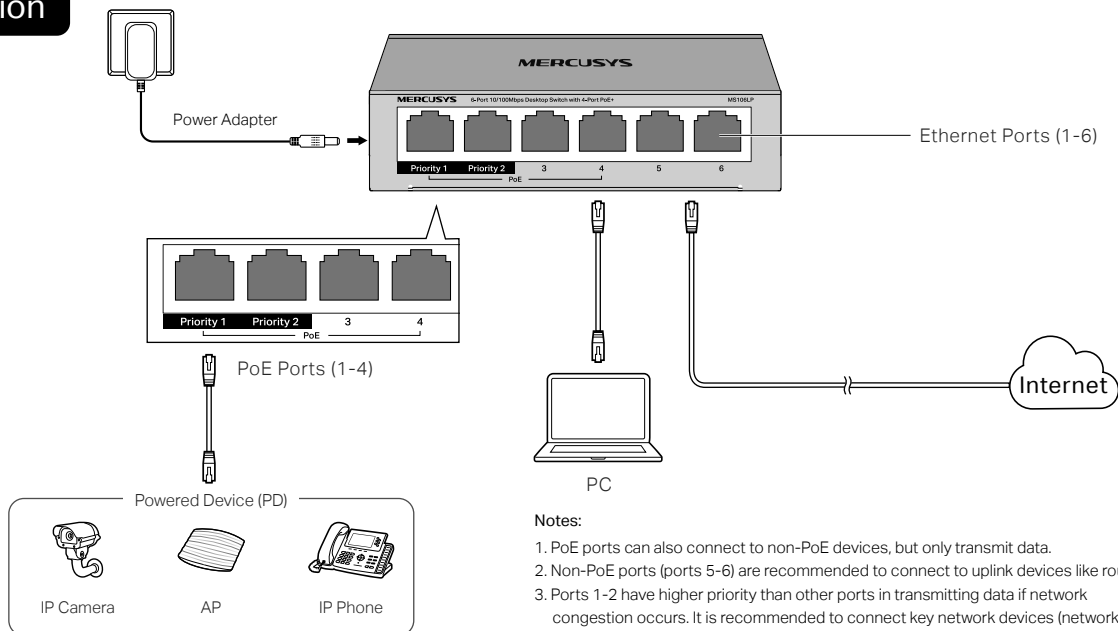
On: Ports 1-4 cannot transmit data with each other. They can transmit data only with the uplink ports (ports 5-6).

Extend

Off: Ports run at 100/10 Mbps and support PoE power supply up to 100m away.

On: Ports run at 10 Mbps and support PoE power supply up to 250m away.

Connection



Notes:

1. PoE ports can also connect to non-PoE devices, but only transmit data.
2. Non-PoE ports (ports 5-6) are recommended to connect to uplink devices like routers.
3. Ports 1-2 have higher priority than other ports in transmitting data if network congestion occurs. It is recommended to connect key network devices (network cameras, APs, etc.) to ports 1-2.

Specifications

General Specifications

Standard	IEEE 802.3i, IEEE 802.3u, IEEE 802.3x
Protocol	CSMA/CD. 802.3af/at PD supported
Interface	6 10/100 Mbps RJ45 Ports Auto-Negotiation/Auto MDI/MDIX PoE Ports: Port 1-4
Network Media (Cable)	10BASE-T:2-pair UTP/STP (≤100m) of Cat. 3 or above 100BASE-TX:2-pair UTP/STP (≤100m) of Cat. 5 or above 1000BASE-T:4-pair UTP/STP (≤100m) of Cat. 5e or above
Switching Capacity	1.2 Gbps
MAC Address Table	2K
Forwarding Method	Store-and-Forward
MAC Address Learning	Automatically learning, automatically aging
Power Supply	External Power Adapter Input: 100-240 VAC, 50/60 Hz Output: 53.5 VDC/0.81 A
PoE Budget	40 W (up to 30 W for each PoE port)

Environmental and Physical Specifications

Certification	CE, RoHS
Operating Temperature	0 °C to 40 °C (32 °F to 104 °F)
Storage Temperature	-40 °C to 70 °C (-40 °F to 158 °F)
Operating Humidity	10% to 90% non-condensing
Storage Humidity	5% to 90% non-condensing

EU declaration of conformity

Mercusys hereby declares that the device is in compliance with the essential requirements and other relevant provisions of directives 2014/30/EU, 2014/35/EU, 2009/125/EC, 2011/65/EU and (EU)2015/863.

The original EU declaration of conformity may be found at <https://www.mercusys.com/en/ce/>

UK declaration of conformity

Mercusys hereby declares that the device is in compliance with the essential requirements and other relevant provisions of the Electromagnetic Compatibility Regulations 2016 and Electrical Equipment (Safety) Regulations 2016.

The original UK declaration of conformity may be found at <https://www.mercusys.com/support/ukca/>



Frequently Asked Questions (FAQ)

Q1. Why is the Power LED not lit?

The Power LED should be lit when the power system is working normally. If the Power LED is not lit, please check as follows:

A1: Make sure the AC power cord/power adapter is connected the switch with power source properly.

A2: Make sure the voltage of the power supply meets the requirements of the input voltage of the switch.

A3: Make sure the power source is on.

Q2. Why is the Link/Act LED not lit when a device is connected to the corresponding port?

It is recommended that you check the following items:

A1: Make sure that the cable connectors are firmly plugged into the switch and the device.

A2: Make sure the connected device is turned on and working well.

A3: The cable must be less than 100 meters long (328 feet). If Extend Mode is enabled, it should be less than 250 meters (820 feet).

Q3. Why are PoE ports not supplying power for PoE devices?

When the total power consumption of connected PoE devices exceeds the maximum, the PoE port with a smaller port number has a higher priority. The system will cut off power to the ports with larger port numbers to ensure supplying to other ports.

For example, if port 1, 2 and 4 are consuming 10 W respectively, and an additional PoE device with 15 W is inserted to port 3, the system will cut off the power of port 4 to compensate for the overload.

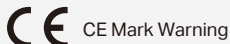
Q4. What should I notice before using the PoE Auto Recovery feature?

A1: Before upgrading a connected PoE powered device (PD), disable PoE Auto Recovery to avoid the PD's damage.

A2: When a PD does not send data packets to the switch for a long period in certain scenarios (e.g. an IPC in sleep mode), disable PoE Auto Recovery to avoid the PD repeatedly rebooting.

Safety Information

- Keep the device away from water, fire, humidity or hot environments.
- Do not attempt to disassemble, repair, or modify the device. If you need service, please contact us.
- Place the device with its bottom surface downward.
- Do not use damaged charger or USB cable to charge the device.
- Do not use any other chargers than those recommended.
- Adapter shall be installed near the equipment and shall be easily accessible.

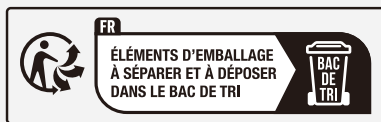


This is a class A product. In a domestic environment, this product may cause radio interference, in which case the user may be required to take adequate measures.



Продукт сертифіковано згідно з правилами системи УкрСЕПРО на відповідність вимогам нормативних документів та вимогам, що передбачені чинними законодавчими актами України.

The POE output cannot be used to charge lithium batteries or devices with lithium batteries.



BSMI Notice

安全諮詢及注意事項

- 請使用原裝電源供應器或只能按照本產品注明的電源類型使用本產品。
- 清潔本產品之前請先拔掉電源線。請勿使用液體、噴霧清潔劑或濕布進行清潔。
- 注意防潮，請勿將水或其他液體潑灑到本產品上。
- 插槽與開口供通風使用，以確保本產品的操作可靠並防止過熱，請勿堵塞或覆蓋開口。
- 請勿將本產品置放於靠近熱源的地方。除非有正常的通風，否則不可放在密閉位置中。
- 請不要私自拆開機殼或自行維修，如產品有故障請與原廠或代理商聯繫。

警告：為避免電磁干擾，本產品不應安裝或使用於住宅環境。

限用物質含有情況標示聲明書

單元 Unit	限用物質及其化學符號					
	鉛 Lead (Pb)	汞 Mercury (Hg)	鎘 Cadmium (Cd)	六價鉻 Hexavalent chromium (Cr ⁶⁺)	多溴聯苯 Polybrominated biphenyls (PBB)	多溴二苯醚 Polybrominated diphenyl ethers (PBDE)
PCB	○	○	○	○	○	○
外殼	○	○	○	○	○	○
電源供應器	-	○	○	○	○	○
其他及其配件	-	○	○	○	○	○
備考1. “超出0.1 wt %”及“超出0.01 wt %”係指限用物質之百分比含量超出百分比含量基準值 Note 1: “Exceeding 0.1 wt %” and “exceeding 0.01 wt %” indicate that the percentage content of the restricted substance exceeds the reference percentage value of presence condition.						
備考2. “○”係指該項限用物質之百分比含量未超出百分比含量基準值。 Note 2: “○” indicates that the percentage content of the restricted substance does not exceed the percentage of reference value of presence.						
備考3. “-”係指該項限用物質為排除項目。 Note 3: The “-” indicates that the restricted substance corresponds to the exemption.						

Explanation of the symbols on the product label

Note: The product label can be found at the bottom of the product (and its I.T.E power supply).

	For indoor use only
	Direct current
	Alternating current
	RECYCLING This product bears the selective sorting symbol for Waste electrical and electronic equipment (WEEE). This means that this product must be handled pursuant to European directive 2012/19/EU in order to be recycled or dismantled to minimize its impact on the environment. User has the choice to give his product to a competent recycling organization or to the retailer when he buys a new electrical or electronic equipment.
	Energy efficiency marking (level VI)
	Polarity of d.c. power connector
	Class II equipment
	Caution
	Operator's manual

Wall Mounting Specifications

Model	Screw Standard of ANSI B1.1	Minimum Length of Screw	Screw-Head-to-Wall Minimum Distance	Wall-Mounting-Holes Distance
MS105GP	4#, (5#), 6#, 8#	7mm	1.5mm	39mm
MS106LP	4#, (5#), 6#, 8#	7mm	1.5mm	39mm
MS108GP	4#, (5#), 6#	7mm	1.5mm	105mm
MS110P	4#, (5#), 6#	7mm	1.5mm	105mm