



# MA5801-GP08-H3 Product Datasheet

The MA5801-GP08-H3 is a compact and low-density box-shaped OLT. It provides multiple fiber to the home (FTTH) solutions to meet the requirements of economical and efficient network construction.



Issue: 02

Date: 2023-09-30


## Product Overview

With the continuous promotion of new services, such as 4K/VR videos, home networks, and network cloudification, optical fiber access has become an important means for countries around the world to popularize broadband networks. As optical fiber access nodes keep moving closer to end users, OLTs are closer to end users. Deployment scenarios are complex and diversified. In this case, network needs OLTs with small volume and low density.

The MA5801-GP08-H3 is a compact and low-density box-shaped OLT. It provides multiple fiber to the home (FTTH) solutions to meet the requirements of economical and efficient network construction. It can be flexibly deployed in fast fixed mobile convergence (FMC) scenario, national broadband coverage scenario, and enterprise's all-optical campus scenario.

## Appearance and Structure

The product is a box-shaped OLT. It houses integrated control and service module, 1 pluggable fan module and 2 pluggable power modules. Its mounting ears are applicable to IEC specifications and ETSI specifications, and are used in racks or cabinets of different specifications.



## Product Highlights

### Lightweight and small size

The lightweight OLT weighs less than 5 kg and occupies 1 U installation space. It can be flexibly adapted to various scenarios.

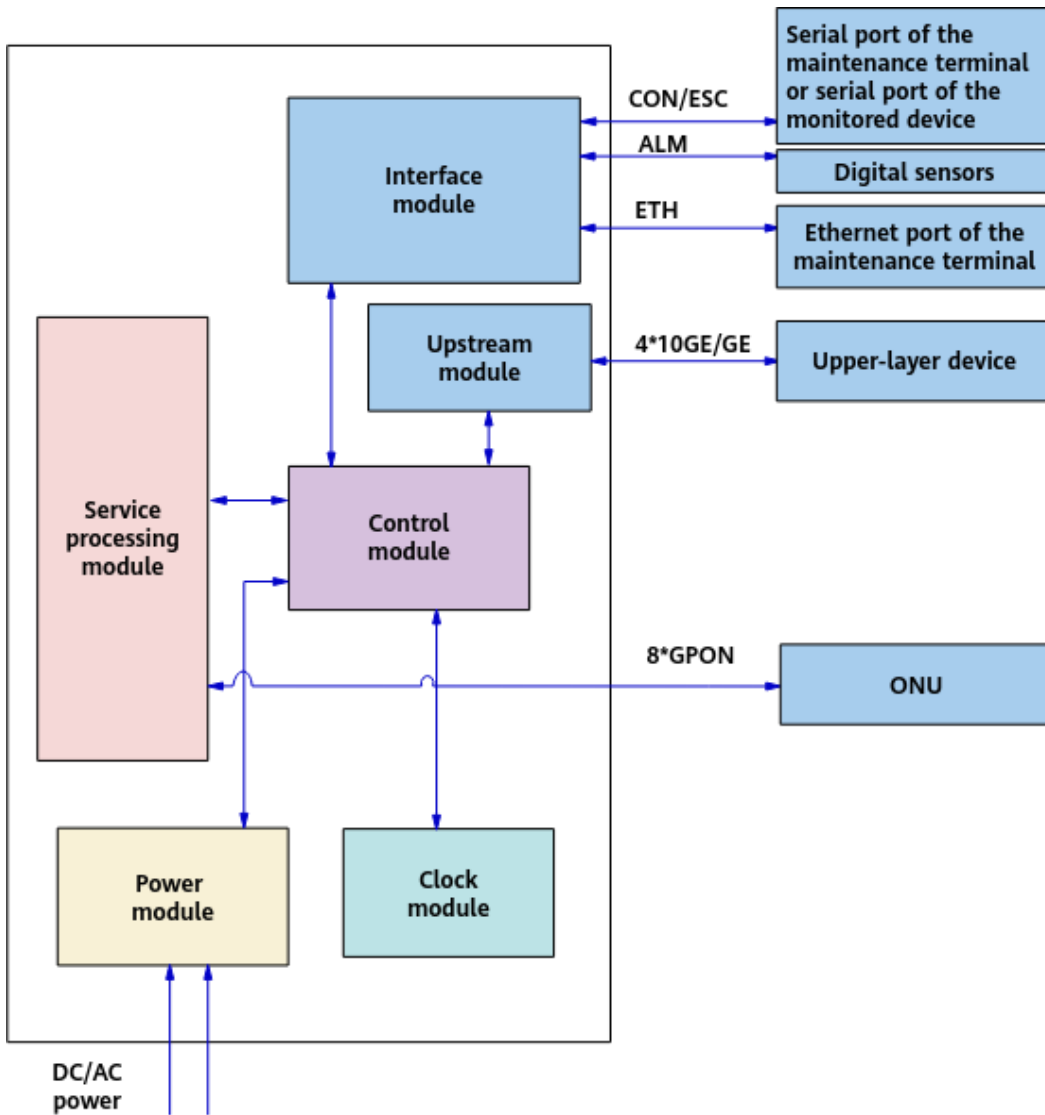
### Dual power supplies, high reliability

Supports dual AC or DC power supplies, providing flexible power supply and high reliability.

### Easy installation and flexible deployment

The matching small outdoor cabinet can be installed on a pole, tower, or wall, facilitating installation and reducing engineering costs.

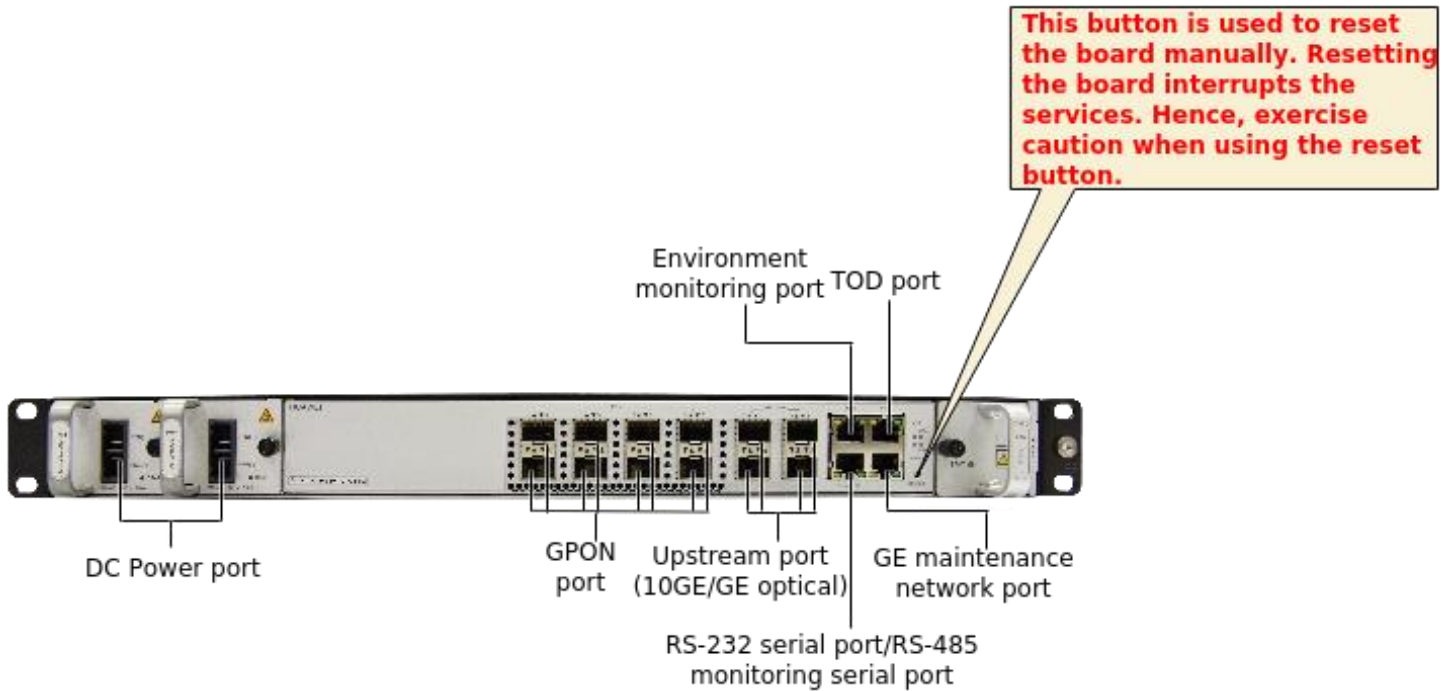
# Structure Principle



- **Control module:** It is the core of the system control and service switching and aggregation. It can also function as the management and control core of the integrated network management system (NMS).
- **Upstream module:** It can provides four 10GE/GE upstream ports.
- **Service processing module:** It works together with the optical network unit (ONU) to provide GPON access services.
- **Interface module:** It supports functions such as input and output of alarm digital parameters.
- **Power module:** It supplies power to each functional module of the board.
- **Clock module:** It provides clock signals for each functional module of the board.

	Name	Slot ID	Name	Slot ID	Name	Slot ID	Name	Slot ID	Name	Slot ID
MA5801-GP08-H3	V922MP CC	3	V922GP HD	1	V925NXHC	2	V921CI UA	0	DC: PDC300S1 2 AC: PAC300S1 2	4, 5

# External Ports



## NOTE

The product provides 2 slots for power boards so that 1 or 2 power modules can be configured as required. If only one power module is configured, a filler panel must be installed in the other slot. AC and DC are incompatible.

Port Name	Silk Screen	Number of Ports	Function
DC power port	–	2	Connects to –48/–60 V DC power.
AC power port	–	2	Connects to 110/220 V AC power.
Reset button	RESET	1	This button is used to reset the board manually. Resetting the board interrupts the services. Hence, exercise caution when using the reset button.
GPON port	PON: 0–7	8	Provides 8 GPON ports for GPON service access.
Upstream port (10GE/GE optical)	10GE/GE: 0–3	4	Provides 4 10GE/GE ports for upstream transmission.
GE maintenance network port	ETH	1	10/100/1000M BASE-T maintenance port. Connected to the Ethernet port of the maintenance terminal.
RS-232 serial port/RS-485 monitoring serial port	CON/ESC	1	Connected to the serial port of the maintenance terminal/Connected to the serial port of the monitored device.
TOD port	TOD	1	Reserved.
Environment monitoring port	ALM	1	Connected to digital sensors.

# Indicators

## Indicator on The Panel Indicators

Indicator	Name	Color	Status	Description
-----------	------	-------	--------	-------------

Indicator	Name	Color	Status	Description
RUN/ALM	Running status indicator	Green	Blinking slowly (on for 1s and off for 1s repeatedly)	The board functions properly.
		Green	Blinking quickly (on for 0.25s and off for 0.25s repeatedly)	Indicates that program loading is in progress.
		Orange	Blinking	A high-temperature alarm is generated.
		Red	On	The board is faulty.
		Red	Blinking (on for 0.25s and off for 0.25s repeatedly)	The board is starting.
CRI	Alarm indicators	Red	On	The system has generated a critical alarm.
MAJ	Alarm indicators	Orange	On	The system has generated a major alarm.
MIN	Alarm indicators	Yellow	On	The system has generated a minor alarm.
PON 0–7	Link/data status indicator	Green	On	The ONT connected to the related PON port is online.
		Green	Blinking	The optical module does not take effect.
		-	Off	The ONT connected to the related PON port is not offline.
	-	-	Off	Reserved

### Indicator on The Upstream Port

Ports	Indicator	Name	Color	Status	Description
Upstream optical port	LINK	Link status indicator	Green	On	A connection is set up on the port.
			-	Off	No connection is set up on the port.
	ACT	Data status indicator	Yellow	Blinking	Data is being transmitted.
			-	Off	No data is being transmitted.

### Indicator on DC Power

Indicator	Name	Color	Status	Description
STAT	Power indicator	Green	On	The input/output is normal.
		Green	Blinking	The power supply is in hiccup protection mode.
		-	Off	The power input is abnormal (no input, input overvoltage or undervoltage), and the power output is abnormal (undervoltage, overvoltage, or short circuit).

## Indicator on AC Power

Indicator	Name	Color	Status	Description
STAT	Power indicator	Green	On	The input/output is normal.
		Green	Blinking	The power supply is in hiccup protection mode.
		-	Off	The power input is abnormal (no input, input overvoltage or undervoltage), and the power output is abnormal (undervoltage, overvoltage, or short circuit).

## Indicator on Fan

Indicator	Color	Status	Meaning	Operation Description
STATUS	Yellow	Blinking (on for 0.25s and off for 0.25s repeatedly)	The fan module is not registered.	If the fan module is not registered, no action is required.
	Green	Blinking (on for 1s and off for 1s repeatedly)	The fan module is normal.	No action is required.
	Red	Blinking (on for 0.25s and off for 0.25s repeatedly)	The fan module is faulty.	Replace the faulty fan module.

## Primary Features

### Layer 2 features

VLAN+MAC forwarding	SVLAN+CVLAN forwarding
PPPoE+	DHCP option82

### Layer 3 features

Static route	RIP/RIPng
OSPF/OSPFv3	IS-IS
BGP/BGP4+	ARP
DHCP relay	VRF

### Multicast

IGMP v2/v3	IGMP Proxy/Snooping
MLD v1/v2	MLD Proxy/Snooping
VLAN-based IPTV multicast	IPv4 PIM and PIM-SSM

### QoS

Traffic classification	Priority processing
trTCM-based traffic policing	WRED
Traffic shaping	HQoS
PQ/WRR/PQ+WRR	ACL

### IPv6

IPv4/IPv6 dual stack	IPv6 L2 and L3 forwarding
DHCPv6 relay	
<b>System reliability</b>	
GPON Type B/Type C protection	ERPS (G.8032)
2 power boards for redundancy protection	In-service board fault detection and rectification

## Product Specifications

Item	Value
Dimensions (W x D x H) (mm)	Excluding mounting ears: 442 x 220 x 43.6 Including IEC mounting ears: 482.6 x 220 x 43.6 Including ETSI mounting ears: 531 x 220 x 43.6
Maximum fully-loaded weight	5 kg
Power supply mode	<ul style="list-style-type: none"> <li>DC power supply (dual backup)</li> <li>AC power supply (dual backup)</li> </ul>
Working voltage range	<ul style="list-style-type: none"> <li>DC power supply: -38.4 V to -72 V</li> <li>AC power supply: 100 V to 240 V</li> </ul>
Rated voltage	<ul style="list-style-type: none"> <li>DC power supply: -48 V/-60 V</li> <li>AC power supply: 110 V/220 V</li> </ul>
Maximum input current	<ul style="list-style-type: none"> <li>DC power supply: 6 A</li> <li>AC power supply: 2.5 A</li> </ul>
Ambient temperature	-40°C to +65°C The device can start up at a lowest temperature of -25°C. <b>NOTE</b> The +65°C temperature refers to the highest temperature measured at the air intake vent of a service subrack.
Ambient humidity	5%–95% RH
Atmospheric pressure	70–106 kPa
Altitude	< 4000 m. The air density varies with the altitude and will affect the heat dissipation of a device. Therefore, the working environment temperature of the device varies with the altitude.
System switching capacity	110 Gbit/s
MAC addresses	32768
Access ONT	1024
IPv4 routing table	8192
IPv6 routing table	4096
ARP table	16384
Bit error rate (BER) in full load	A BER smaller than 10 e-10 for a port that transmits data in full load
Upstream ports	4 GE/10GE

Item	Value
Service ports	8 GPON
System reliability specifications	<p>System availability for the typical configuration: &gt; 99.999%</p> <p>Mean time between failures (MTBF): about 61 years</p> <p><b>NOTE</b></p> <p>Due to different network environments and different boards used by devices, the preceding MTBF (61 years) of the MA5801 is only for reference. The preceding values are only for reference. For details, contact the related Huawei engineers.</p>
Power consumption	<p>DC power supply:</p> <ul style="list-style-type: none"> <li>• Static power consumption: 46W</li> <li>• Typical power consumption: 64W</li> <li>• Maximum power consumption: 111W</li> </ul> <p>AC power supply:</p> <ul style="list-style-type: none"> <li>• Static power consumption: 47W</li> <li>• Typical power consumption: 65W</li> <li>• Maximum power consumption: 112W</li> </ul> <p><b>NOTE</b></p> <p>The power consumption of a product is tested in the following conditions:</p> <ul style="list-style-type: none"> <li>• Static power consumption: 25°C, no optical module in optical ports, and no service.</li> <li>• Typical power consumption: 25°C, 4 x 10GE(10km) upstream ports, 8 x GPON(CLASS C+) ports on the user side, full services, and maximum traffic.</li> <li>• Maximum power consumption: 65°C, 4 x 10GE(10km) upstream ports, 8 x GPON(CLASS C+) ports on the user side, full services, and maximum traffic.</li> </ul>

## Supported Optical Modules

### One-channel Two-fiber Bidirectional GE Optical Module

Type	One-channel two-fiber bidirectional optical module	
No.	1	2
Reach	10 km	40 km
Operating Wavelength	1310 nm	1310 nm
Encapsulation Type	eSFP	eSFP
Port Rate	1.25 Gbit/s	1.25 Gbit/s
Minimum Output Optical Power	-9 dBm	-5 dBm
Maximum Output Optical Power	-3 dBm	0 dBm
Maximum Receiver Sensitivity	-20 dBm	-23 dBm
Optical Connector Type	LC	LC



Optical Fiber Type	Single-mode	Single-mode
Overload Optical Power	-3 dBm	-3 dBm
Extinction Ratio	9 dB	9 dB

### One-channel One-fiber Bidirectional GE Optical Module

Type	One-channel one-fiber bidirectional optical module			
No.	1	2	3	4
Reach	10 km	10 km	40 km	40 km
Operating Wavelength	Tx: 1310 nm Rx: 1490 nm	Tx: 1490 nm Rx: 1310 nm	Tx: 1310 nm Rx: 1490 nm	Tx: 1490 nm Rx: 1310 nm
Encapsulation Type	eSFP	eSFP	eSFP	eSFP
Port Rate	1.25 Gbit/s	1.25 Gbit/s	1.25 Gbit/s	1.25 Gbit/s
Minimum Output Optical Power	-9 dBm	-9 dBm	-2 dBm	-2 dBm
Maximum Output Optical Power	-3 dBm	-3 dBm	3 dBm	3 dBm
Maximum Receiver Sensitivity	-19.5 dBm	-19.5 dBm	-23 dBm	-23 dBm
Optical Connector Type	LC	LC	LC	LC
Optical Fiber Type	Single-mode	Single-mode	Single-mode	Single-mode
Overload Optical Power	-3 dBm	-3 dBm	-3 dBm	-3 dBm
Extinction Ratio	6 dB	6 dB	9 dB	9 dB

### One-channel Two-fiber Bidirectional 10GE Optical Module

Type	One-channel two-fiber bidirectional optical module		
No.	1	2	3
Reach	0.3 km	10 km	40 km
Operating Wavelength	850 nm	1310 nm	1550 nm
Encapsulation Type	SFP+	SFP+	SFP+
Port Rate	10 Gbit/s	10 Gbit/s	9.95-11.1 Gbit/s
Minimum Output Optical Power	-7.3 dBm	-8.2 dBm	-4.7 dBm
Maximum Output Optical Power	-1 dBm	0.5 dBm	4 dBm
Maximum Receiver Sensitivity	-9.9 dBm	-12.6 dBm	-14.1 dBm
Optical Connector Type	LC	LC	LC
Optical Fiber Type	Multi-mode	Single-mode	Single-mode
Overload Optical Power	-1 dBm	0.5 dBm	0.5 dBm

Extinction Ratio	3 dB	3.5 dB	3 dB
------------------	------	--------	------

## One-channel One-fiber Bidirectional 10GE Optical Module

Type	One-channel one-fiber bidirectional optical module			
No.	1	2	3	4
Reach	10km	10km	40km	40km
Operating Wavelength	Tx:1270nm Rx:1330nm	Tx:1330nm Rx:1270nm	Tx:1330nm Rx:1270nm	Tx:1270nm Rx:1330nm
Encapsulation Type	SFP+	SFP+	SFP+	SFP+
Port Rate	2.5Gbit/s–11.3Gbit/s	2.5Gbit/s–11.3Gbit/s	9.95Gbit/s–10.3Gbit/s	9.95Gbit/s–10.3Gbit/s
Minimum Output Optical Power	-8.2dBm	-8.2dBm	0dBm	0dBm
Maximum Output Optical Power	0.5dBm	0.5dBm	5dBm	5dBm
Maximum Receiver Sensitivity	-14.4dBm	-14.4dBm	-18dBm	-18dBm
Optical Connector Type	LC	LC	LC	LC
Optical Fiber Type	Single-mode	Single-mode	Single-mode	Single-mode
Overload Optical Power	0.5dBm	0.5dBm	-9dBm	-9dBm
Extinction Ratio	3.5dB	3.5dB	3.5dB	3.5dB

## GPON Optical Module

Type	One-fiber bidirectional optical module, class B+	One-fiber bidirectional optical module, class C+	One-fiber bidirectional optical module, class C++
No.	1	2	3
Operating Wavelength	Tx: 1490 nm Rx: 1310 nm	Tx: 1490 nm Rx: 1310 nm	Tx: 1490 nm Rx: 1310 nm
Encapsulation Type	SFP	SFP	SFP
Port Rate	Tx: 2.488 Gbit/s Rx: 1.244 Gbit/s	Tx: 2.488 Gbit/s Rx: 1.244 Gbit/s	Tx: 2.488 Gbit/s Rx: 1.244 Gbit/s
Minimum Output Optical Power	1.5 dBm	3 dBm	6 dBm
Maximum Output Optical Power	5 dBm	7 dBm	10 dBm
Maximum Receiver Sensitivity	-28 dBm	-32 dBm	-35 dBm

Optical Connector Type	SC	SC	SC
Optical Fiber Type	Single-mode	Single-mode	Single-mode
Overload Optical Power	-8 dBm	-12 dBm	-15 dBm
Extinction Ratio	8.2 dB	8.2 dB	8.2 dB

## GE Electrical Module

Type	1000BASE-T -SFP Module,RJ45 Electrical Module,Auto Negotiate,Longest Transimission Distance 100m
Encapsulation Type	SFP
Transmission rate	1000M bit/s
Target transmission distance	0.1km
Connector Type	RJ45
Optical Fiber Type	Single-mode

**Copyright © Huawei Technologies Co., Ltd. 2023. All rights reserved.**

No part of this document may be reproduced or transmitted in any form or by any means without prior written consent of Huawei Technologies Co., Ltd.

#### **Trademarks and Permissions**



HUAWEI and other Huawei trademarks are trademarks of Huawei Technologies Co., Ltd.

All other trademarks and trade names mentioned in this document are the property of their respective holders.

#### **Notice**

The purchased products, services and features are stipulated by the contract made between Huawei and the customer. All or part of the products, services and features described in this document may not be within the purchase scope or the usage scope. Unless otherwise specified in the contract, all statements, information, and recommendations in this document are provided "AS IS" without warranties, guarantees or representations of any kind, either express or implied.

The information in this document is subject to change without notice. Every effort has been made in the preparation of this document to ensure accuracy of the contents, but all statements, information, and recommendations in this document do not constitute a warranty of any kind, express or implied.

#### **Huawei Technologies Co., Ltd.**

Address: Huawei Industrial Base Bantian, Longgang Shenzhen 518129 People's Republic of China

Website: [www.huawei.com](http://www.huawei.com)